

TEL. 9575997, 9567298, 9554725

JANATA BANK LIMITED

For Previous Rate Sheet Click

PABX-575,

TREASURY DEPARTMENT

<https://goo.gl/URA0t4>

Mail: fxdeal@janatabank-bd.com

HEAD OFFICE, DHAKA

Exchange Rate Circular - 04

**INDICATIVE ONLY**

DATE : 06 Jan 2019

EFFECTIVE DATE: 06 Jan '19

Sunday

A) CROSS RATE OF N.Y CLOSING &amp; S.E. ASIAN MARKETS AS ON 04/01/2019

	GBP/USD	EUR/USD	USD/JPY	USD/C.DLR	USD/S.FRA	AUD/USD
SELLING	1.2730	1.1397	108.5200	1.3372	0.9863	0.7114
BUYING	1.2726	1.1393	108.5400	1.3376	0.9867	0.7112

B) JANATA BANK LTD'S CASH

CURRENCY &amp; T.C TO PUBLIC TK PER UNIT OF FOREIGN CURREN

SELLING	CURRENCY	BUYING	SELLING	CURRENCY	BUYING
85.1500	US Dollar	84.1500	23.1000	Saudi Riyal	22.1000
109.0000	G. B. Pound	106.1000	23.5000	UAE. Dirham	22.5000
98.0000	Euro	95.5000	21.5000	MAL.Ringit	19.8000
59.7000	Aus. Dollar	57.7000	1.2500	Indian Rupee	1.1500

BE SAME AS SELLING T.T.&amp; O.D AND BUYING O.D. TRANSFER

C) SELLING		NAME OF CURRENCY	BUYING			
T.T.& O.D.	B.C.		T.T.CLEAN	T.T.DOC	O.D.SIGHT EXP.BILLS	O.D. TRANSFER
83.9000	83.9500	US Dollar	83.2000	83.1500	83.1000	82.9300
107.4667	107.6549	G. B. POUND	105.6403	105.3258	105.1174	104.6890
97.1230	97.4425	EURO	95.1444	94.2819	94.1858	93.9097
0.7977	0.8010	JP.YEN	0.7685	0.7617	0.7605	0.7577
63.2356	63.4092	CAN.DLR	62.6542	62.4814	62.2903	62.1491
85.2446	85.4250	SWISS.FRANC	84.3100	84.1188	83.8732	83.6275
218.6055	218.7699	OMANIAN RIYAL	213.6278	213.3942	212.7654	211.4563
11.0000	11.1974	H.K.DLR	10.6055	10.5940	10.5631	10.5322
64.8392	64.8943	SING.DLR	63.1181		62.8736	62.6953
2.6442	2.6551	THI.BAHT	2.5966		2.5862	2.5786
20.4548	20.5120	MAL.RINGIT	20.0846		20.0043	19.9457
23.0233	23.0315	UAE.DIRHAM			22.5283	22.4623
22.5463	22.6043	SAUDI RIYAL			22.0605	22.0000
23.0276	23.2358	QATAR RIYAL				22.4066
274.9378	275.2368	KUWAIT DINAR				268.0000
220.4280	220.5077	BAHRAIN DINAR				214.7690
13.1552	13.2696	CHINESE YUAN				12.5073

D) USANCE RATE:	30 DAYS	60 DAYS	90 DAYS	120 DAYS	150 DAYS	180 DAYS
US Dollar	82.6047	82.1193	81.6340	81.1487	80.6633	80.1780
G. B. POUND	104.5012	103.8849	103.0046	102.6525	102.0362	101.4200
EURO	93.6308	93.0758	92.2829	91.9658	91.4108	90.8557

E) FORWARD RATE:		1 MONTH	2 MONTHS	3 MONTHS	6 MONTHS	1 YEAR
SELLING	US Dollar	84.4245	84.8691	85.3536	86.7073	0.0000
BUYING	US Dollar	83.4947	83.7893	84.0840	84.9680	0.0000


F) NFCD INTT RATE, EFFECT ON: 01.01.19 To 15.01.19	1 MONTH	3 MONTHS	6 MONTHS	12 MONTHS
US Dollar	2.26988	2.54700	2.62313	2.76313
G. B. POUND	0.48175	0.65506	0.78656	0.91838
EURO	0.00000	0.00000	0.00000	0.00000

G) LIBOR AS ON 04/01/2019, 60 DAYS 2.62313 90 DAYS 2.80388 180 DAYS 2.85575


H) INDICATIVE RATE OF 01 SDR ,USD WITH NTL, CUR OF ACU MEMBERS AS IMF RATE 04/01/2019	IN.RS	N.RS	SL.RS	PK.RS	BD TK	USD
USD 1	69.8656	112.3099	182.8784	138.8631	83.5550	
SDR 1	97.1647	156.1936	254.3358	193.1221	116.2031	1.3907

IN CASE OF AUS. DOLLAR CASH RATE WILL BE USED FOR T.T ALSO

Rates mentioned in row C, D, E and F are applicable only for bank's own customers.




Md. Tufail Ahmed  
Officer  
Prepared by



Md. Mokhlesur Rahman  
SPO  
Checked By



M.M. Awrangzeb  
AGM  
Authorised Signature



Md. Iorazzat Hossain  
DGM  
Authorised Signature